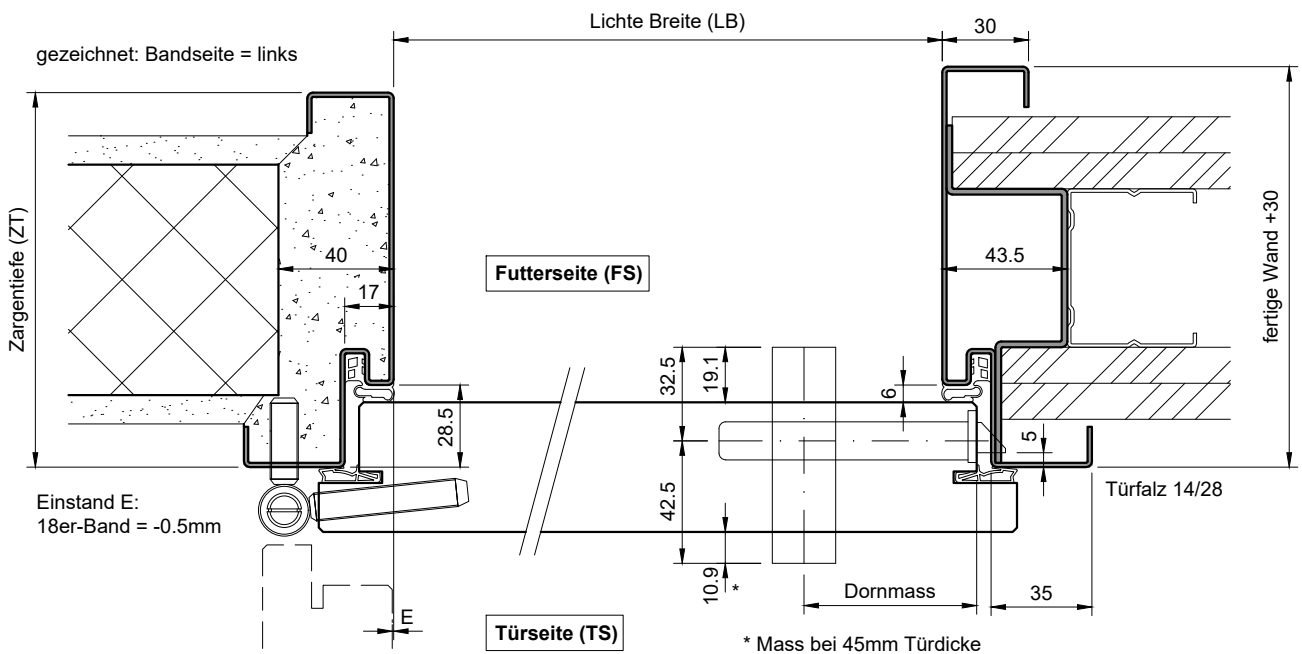
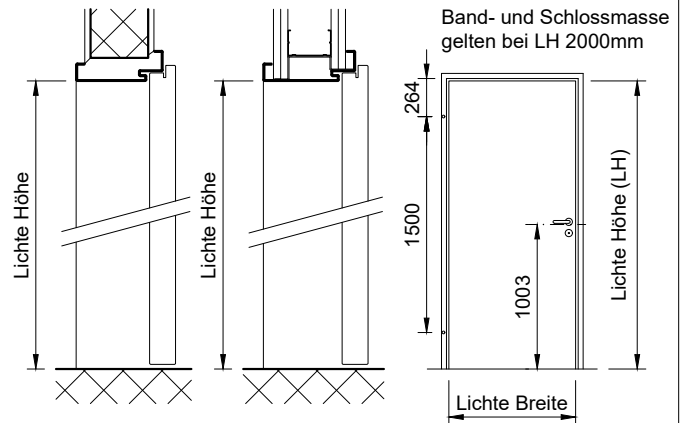
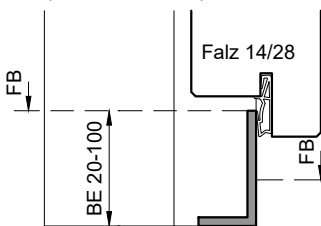


Stahl-Umfassungszarge Typ TTD28 auf MBW oder LBW, aus 1.5 mm elektrolytisch verzinktem Stahlblech, Ecken auf Gehrung.

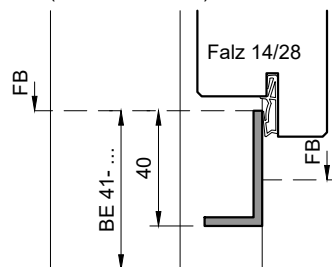
Kombinierbar mit Türen von 43-48mm Dicke:	
DB/45(.A)	Schallhemmend, o./m. Alu, 45mm
RS/45(.A)	Röhren-Vollspan, o./m. Alu, 45mm
VS/45(.A)	Vollspan, ohne/mit Alu, 45mm
WD/45.A	Wärmed., mit Alu, 45mm, Ud 1.1



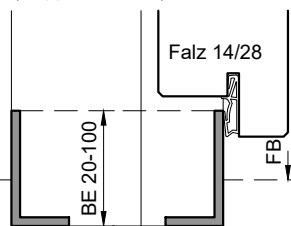
**Typ: TTS**  
(Schwellenwinkel)



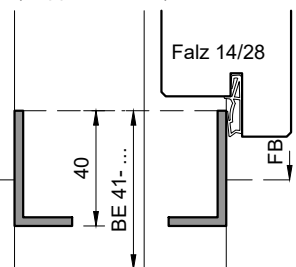
**Typ: TTS**  
(Schwellenwinkel)



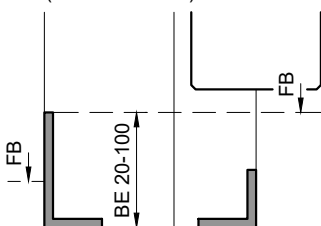
**Typ: TTS+S**  
(Doppelschwelle)



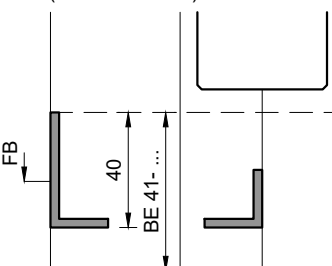
**Typ: TTS+S**  
(Doppelschwelle)



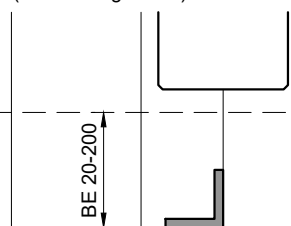
**Typ: S (auf FS)**  
(Konterschwelle)



**Typ: S (auf FS)**  
(Konterschwelle)



**Typ: V**  
(Verbindungseisen)



**Typ VP**  
(prov. Verbindungseisen)

