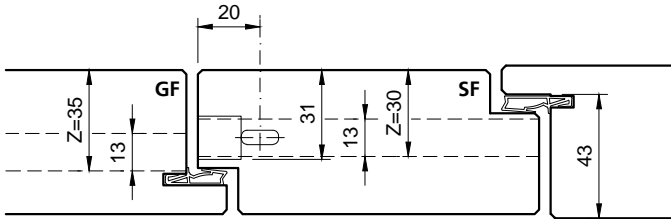
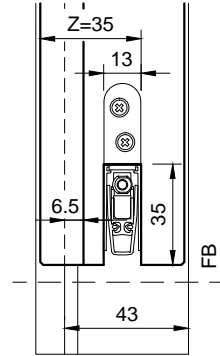


Typ: RDS17-43
 48-51mm Türblatt
 (Zusatzfalz = 15mm)

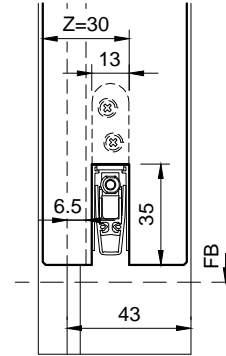
Kantenriegel:
 Wange 34mm/Falz 40mm



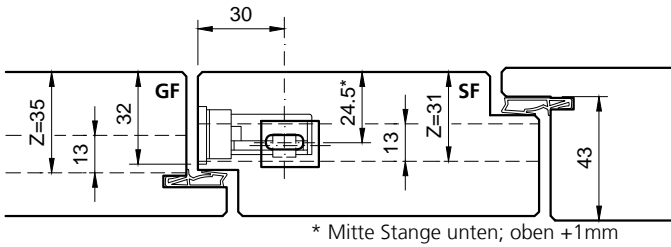
Gehflügel (Ansicht)



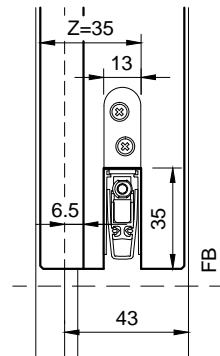
Stehflügel (Schnitt)



Hebelkantenriegel:
 Wange 34mm/Falz 40mm



Gehflügel (Ansicht)



Stehflügel (Schnitt)

