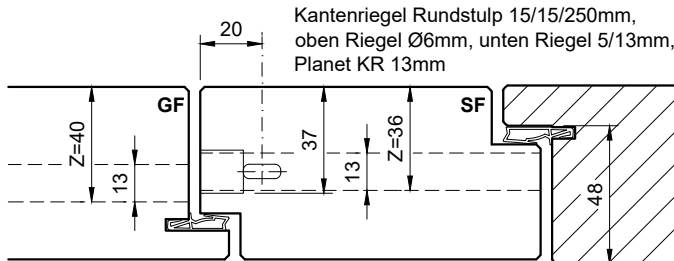
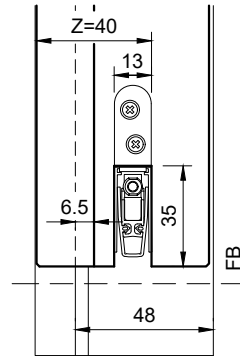


Typ: RDS17-48
 58-61mm Türblatt
 (Zusatzfalz = 20mm)

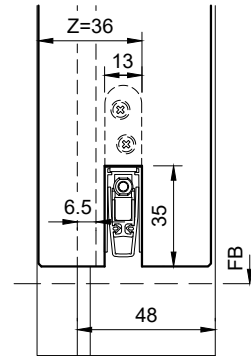
Kantenriegel:
 Wange 44mm/Falz 50mm



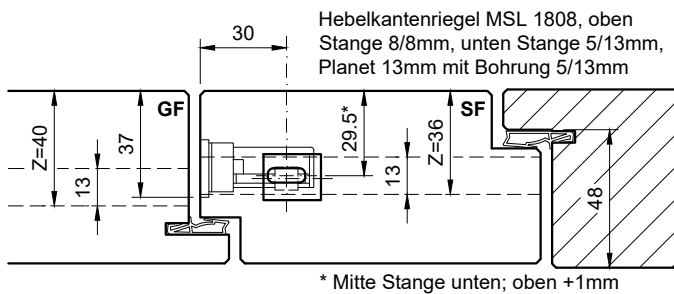
Gehflügel (Ansicht)



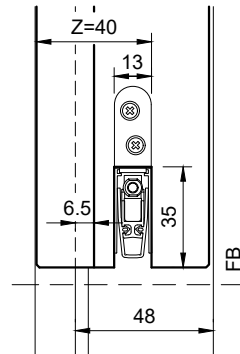
Stehflügel (Schnitt)



Hebelkantenriegel:
 Wange 44mm/Falz 50mm



Gehflügel (Ansicht)



Stehflügel (Schnitt)

